



# Fact Sheet

CD PROJEKT S.A. conducts business on the dynamically growing electronic entertainment market. CD PROJEKT S.A. is the holding company of the CD PROJEKT Group.



1 304  
people employed

45  
represented nationalities



**HUBS**  
 Warsaw  
 CD PROJEKT RED European Hub and Headquarters  
 Boston  
 CD PROJEKT RED North American Hub



**DEV OFFICES**  
 Cracow  
 Wroclaw  
 Vancouver



**REGIONAL SITES**  
 Portland  
 Seoul  
 Tokyo

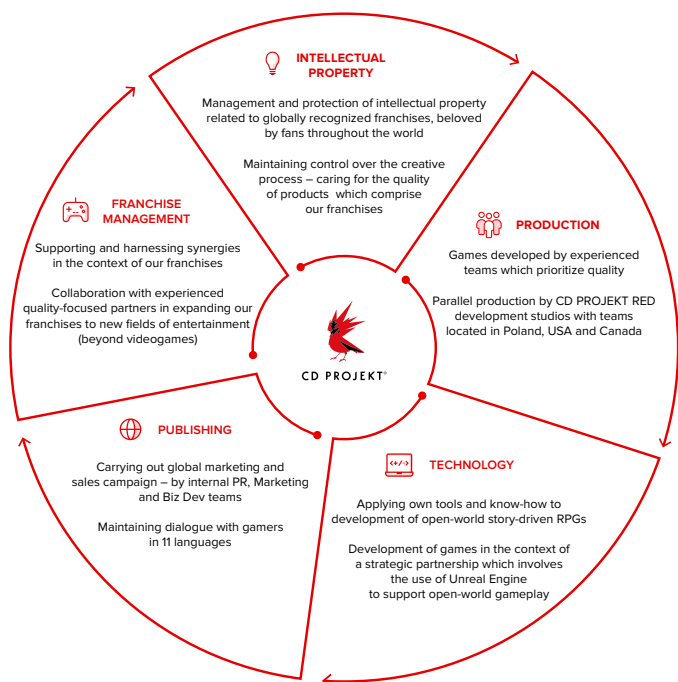
## About CD PROJEKT RED

Videogame development is carried out by the CD PROJEKT RED Studio – part of the CD PROJEKT Group. This activity comprises developing and publishing videogames, licensing the associated distribution rights, coordinating and directly pursuing PR and marketing activities related to the Studio's own products, manufacturing and selling or licensing tie-in products which exploit the commercial appeal of the Company's brands: *The Witcher* and *Cyberpunk*.

### Key facts:

- over 85 million copies sold of games from *The Witcher* trilogy,
- over 35 million copies sold of *Cyberpunk 2077*,
- 97% of sales revenues from exports,
- 87% of sales revenues from digital distribution.

## CD PROJEKT RED business model



## CD PROJEKT RED core games



2007 – PC



2011 – PC  
 2012 – X360



2015 – PC, Xbox One, PS4  
 2019 – Nintendo Switch  
 2022 – Xbox Series X|S, PS5



2020 – PC, Xbox One, PS4, Stadia  
 2022 – Xbox Series X|S, PS5  
 2025 – Nintendo Switch 2

## Management Board - professional experience in CD PROJEKT Group

Michał Nowakowski	Adam Badowski	Piotr Nielubowicz	Piotr Karwowski	Paweł Zawodny	Jeremiah Cohn	Karolina Radziszewska
Joint Chief Executive Officer, Member of the Board	Joint Chief Executive Officer, Member of the Board	Chief Financial Officer, Member of the Board	Joint Chief Operating Officer, Member of the Board	Joint Chief Operating Officer, Member of the Board	Chief Marketing Officer, Member of the Board	Chief People Officer, Member of the Board
21 years	24 years	27 years	19 years	8 years	12 years	2 years

## CD PROJEKT Group Strategy

- Expanding three unique and enduring franchises,
- More content for gamers with memorable single-player stories & multiplayer experiences,
- Spinning up the franchise flywheels – mobile games, TV & film and more – in association with external partners,
- Boost development abilities to deliver more content to gamers with a prime focus on quality.

## Investment highlights

- Great potential in the global videogame market; estimated total volume in 2028: 227 billion USD\*,
  - Strong exposure of the CD PROJEKT Group to the global market (with exports accounting for 97% of the Group's consolidated sales revenues),
  - The Witcher* and *Cyberpunk* brands recognizable throughout the world.
- \* Newzoo

## Long-term Product Outlook

THE WITCHER

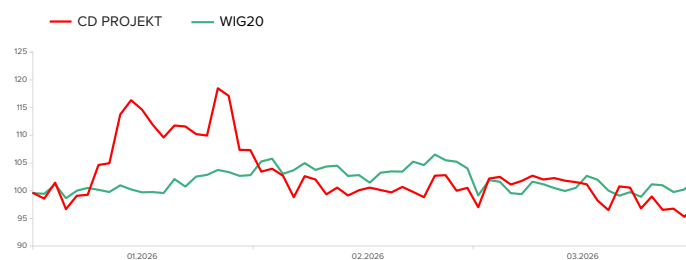
CYBERPUNK

New IP

- New Witcher trilogy
- Project Sirius
- The Witcher Remake
- Cyberpunk 2
- Project Hadar

and other unannounced projects

## CD PROJEKT – share price vs. WIG20\*



\* Indexed (base point = 100)

## Financial summary report\*

in thousand PLN	2019	2020	2021	2022	2023	2024	2025
Sales revenues	521 272	2 138 875	888 172	952 576	1 230 199	798 372	866 989
Depreciation	37 487	267 664	104 729	117 432	245 082	119 767	68 669
Operating profit	180 286	1 157 077	232 903	377 347	469 040	366 548	470 648
Profit before taxation	189 162	1 164 949	219 108	393 185	538 492	428 436	538 319
<b>Net profit from continuing operations</b>	<b>175 315</b>	<b>1 154 327</b>	<b>208 908</b>	<b>347 093</b>	<b>481 105</b>	<b>442 991</b>	<b>520 869</b>
in thousand PLN	31.12.2019	31.12.2020	31.12.2021	31.12.2022	31.12.2023	31.12.2024	31.12.2025
Fixed assets	679 097	759 999	905 846	1 119 978	1 450 623	1 547 164	2 168 647
Current assets	725 011	2 130 300	1 252 889	1 154 146	1 162 815	1 452 274	1 334 673
Cash, bank deposits and bonds	482 301	874 688	1 154 001	1 091 005	1 309 459	1 472 034	1 324 910
<b>Total assets</b>	<b>1 404 108</b>	<b>2 890 299</b>	<b>2 158 735</b>	<b>2 274 124</b>	<b>2 613 438</b>	<b>3 026 438</b>	<b>3 503 320</b>
Equity	1 105 651	2 183 177	1 894 356	2 033 404	2 403 490	2 774 059	3 289 859
Long-term liabilities	25 158	166 153	36 112	36 186	38 774	22 574	33 157
Short-term liabilities	273 299	540 969	228 267	204 534	171 174	229 805	180 304
including: credits and loans	0	0	0	0	0	0	0
<b>Total equity and liabilities</b>	<b>1 404 108</b>	<b>2 890 299</b>	<b>2 158 735</b>	<b>2 274 124</b>	<b>2 613 438</b>	<b>3 026 438</b>	<b>3 503 320</b>

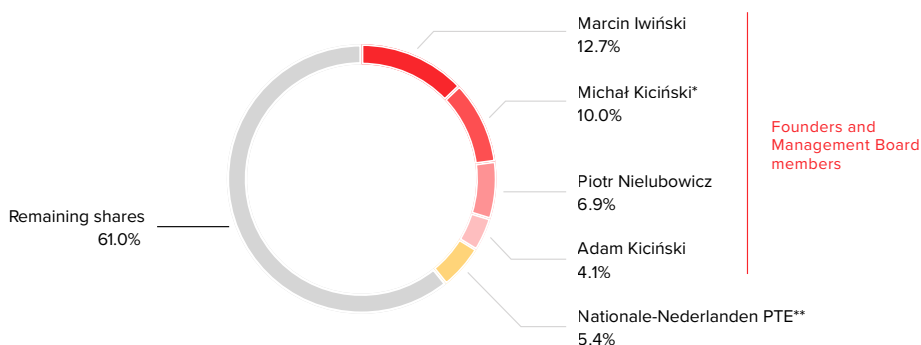
\* Consolidated financial data for 2019–2023 includes the results of the GOG.COM segment

## Shares on the stock market\*

GPW ticker	CDR
Bloomberg Stock Code	CDR.PW
Reuters Stock Code	CDR.WA
Index on the WSE	WIG20
Number of shares in WSE trading	99 910 510
Market capitalisation	23.6B PLN
Share price MIN (12TM)	194.60 PLN
Share price MAX (12TM)	294.00 PLN
Average daily trading volume (12TM)	292 thousand of shares
Average daily trading value (12TM)	73M PLN
Average number of transactions per session (12TM)	7.7 thousand

\* Data as of March 31, 2026

## Shareholder structure



\* According to a notification filed on 13 November 2023

\*\* According to a notification filed on 12 August 2024, the funds managed by Nationale-Nederlanden PTE S.A. collectively

## IR events

- May 21, 2026** – J.P. Morgan European Technology, Media & Telecoms Conference, London
- May 28, 2026** – Consolidated quarterly report for Q1 2026
- June 1, 2026** – Pekao 5th Technology & Consumer Conference, Warsaw
- June 15, 2026** – Pekao & BofA Capital Markets Conference, London
- September 2, 2026** – Consolidated semiannual report for H1 2026
- November 24, 2026** – Consolidated quarterly report for Q3 2026

## Join us



CD PROJEKT S.A.  
 ul. Jagiellońska 74  
 03-301 Warszawa

Investor relations  
 CD PROJEKT S.A.  
 ir@cdprojekt.com  
 tel. +22 519 69 00