



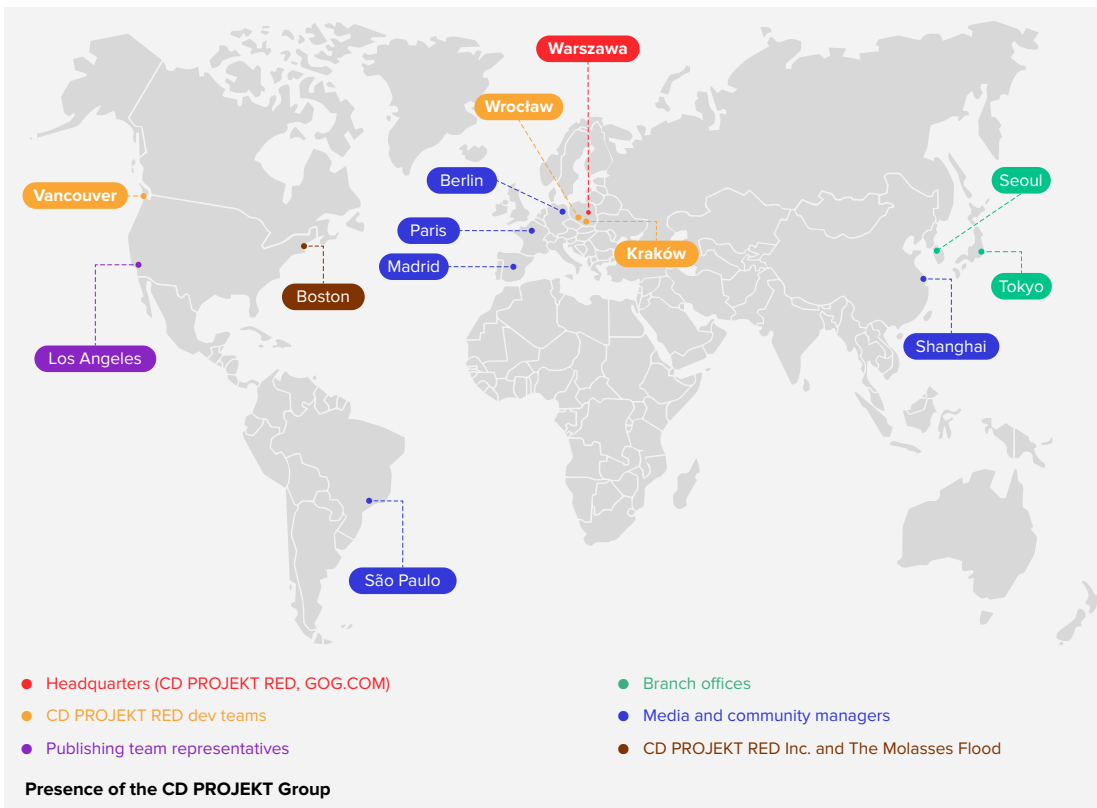
Fact Sheet

CD PROJEKT S.A. conducts business on the dynamically growing electronic entertainment market. CD PROJEKT S.A. is the holding company of the CD PROJEKT Group.

The CD PROJEKT Group conducts operating activities in two key segments – CD PROJEKT RED and GOG.COM.

1 168
people employed

45
represented nationalities



About CD PROJEKT RED

Videogame development is carried out by the CD PROJEKT RED Studio – part of the CD PROJEKT Group. This activity comprises developing and publishing videogames, licensing the associated distribution rights, coordinating and directly pursuing PR and marketing activities related to the Studio's own products, manufacturing and selling or licensing tie-in products which exploit the commercial appeal of the Company's brands: *The Witcher* and *Cyberpunk*.

Key facts:

- over 75 million copies sold of *The Witcher*, *The Witcher 2: Assassins of Kings* and *The Witcher 3: Wild Hunt*,
- over 25 million copies sold of *Cyberpunk 2077*,
- 98% of sales revenues from exports.

CD PROJEKT RED business model



About GOG.COM

Digital distribution of computer games at a global scale is carried out by the GOG.COM platform and GOG Galaxy application, owned by GOG sp. z o.o. The activity comprises selling and delivering game binaries directly to the user's devices.

Key facts:

- over 9000 products in GOG.COM catalogue,
- cooperation with over 1200 publishers and developers of videogames from all over the world,
- the GOG.COM platform is available in seven languages,
- 92% of sales revenues from exports.

CD PROJEKT RED core games



2007 – PC



2011 – PC
2012 – X360



2015 – PC, Xbox One, PS4
2019 – Nintendo Switch
2022 – Xbox Series X|S, PS5



2020 – PC, Xbox One, PS4, Stadia
2022 – Xbox Series X|S, PS5

Management Board - professional experience in CD PROJEKT Group

Michał Nowakowski Joint Chief Executive Officer, Member of the Board 19 years	Adam Badowski Joint Chief Executive Officer, Member of the Board 22 years	Adam Kiciński Chief Strategy Officer, Member of the Board 30 years	Piotr Nielubowicz Chief Financial Officer, Member of the Board 25 years	Piotr Karwowski Joint Chief Operating Officer, Member of the Board 17 years	Paweł Zawodny Joint Chief Operating Officer, Member of the Board 6 years	Jeremiah Cohn Chief Marketing Officer, Member of the Board 10 years
--	--	---	--	--	---	--

CD PROJEKT Group Strategy

- Expanding three unique and enduring franchises,
- More content for gamers with memorable single-player stories & multiplayer experiences,
- Spinning up the franchise flywheels – Mobile games, TV & Film and more – in association with external partners,
- Boost development abilities to deliver more content to gamers with a prime focus on quality.

Investment highlights

- Great potential in the global videogame market; estimated total volume in 2026: 205.4 billion USD*,
 - Strong exposure of the CD PROJEKT Group to the global market (with exports accounting for 98% of the Group's consolidated sales revenues),
 - The Witcher* and *Cyberpunk* brands recognizable throughout the world.
- * Newzoo

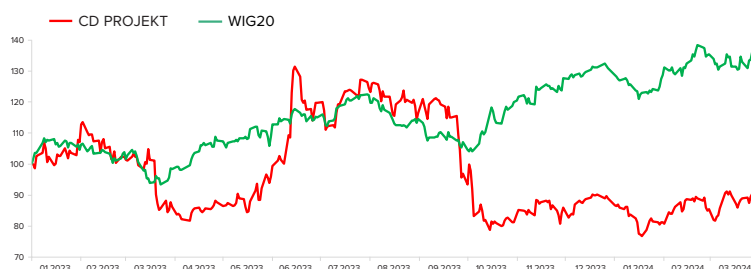
Long-term Product Outlook



New IP

- Project Sirius
- New Witcher trilogy
- The Witcher Remake
- Project Orion
- Project Hadar

CD PROJEKT S.A. – share price*



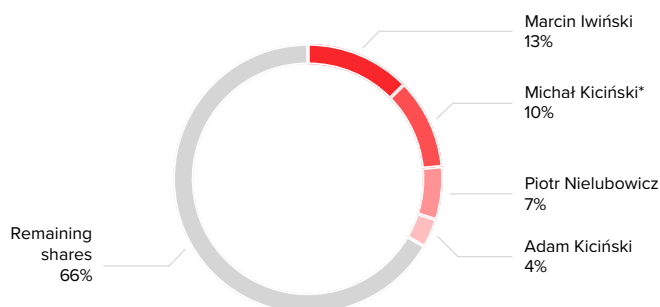
Financial summary report

in thousand PLN	2018	2019	2020	2021	2022	2023
Sales revenues	362 901	521 272	2 138 875	888 172	952 576	1 230 199
Depreciation	16 635	37 487	267 664	104 729	117 432	245 082
EBIT*	112 392	180 286	1 157 077	232 903	377 347	469 040
Profit before taxation	123 033	189 162	1 164 949	219 108	393 185	538 492
Net profit	109 334	175 315	1 154 327	208 908	347 093	481 105

in thousand PLN	31.12.2018	31.12.2019	31.12.2020	31.12.2021	31.12.2022	31.12.2023
Fixed assets	396 431	679 097	759 999	905 846	1 119 978	1 450 623
Current assets	730 407	725 011	2 130 300	1 252 889	1 154 146	1 162 815
including: cash and cash equivalents	659 370	482 301	727 703	676 586	615 157	516 259
Total assets	1 126 838	1 404 108	2 890 299	2 158 735	2 274 124	2 613 438
Equity	1 002 864	1 105 651	2 183 177	1 894 356	2 033 404	2 403 490
Long-term liabilities	6 691	25 158	166 153	36 112	36 186	38 774
Short-term liabilities	117 283	273 299	540 969	228 267	204 534	171 174
including: credits and loans	0	0	0	0	0	0
Total equity and liabilities	1 126 838	1 404 108	2 890 299	2 158 735	2 274 124	2 613 438

* Operating profit

Shareholder structure



Founders and Management Board members

* According to a notice filed on 13 November 2023

Shares on the stock market*

GPW ticker	CDR
Bloomberg Stock Code	CDR.PW
Reuters Stock Code	CDR.WA
Index on the WSE	WIG20
Number of shares in WSE trading	99 910 510
Market capitalisation	11.6B PLN
Share price MIN (12TM)	99.20 PLN
Share price MAX (12TM)	170 PLN
Average daily trading volume (12TM)	370 thousand of shares
Average daily trading value (12TM)	46M PLN
Average number of transactions per session (12TM)	6.0 thousand

* Data as of April 2, 2024.

IR events

- May 28, 2024** – Consolidated quarterly report for Q1 2024
- August 28, 2024** – Consolidated semiannual report for H1 2024
- November 26, 2024** – Consolidated quarterly report for Q3 2024

Join us



CD PROJEKT S.A.
 ul. Jagiellońska 74
 03-301 Warszawa

Investor relations
 CD PROJEKT S.A.
 ir@cdprojekt.com
 tel. +22 519 69 00