



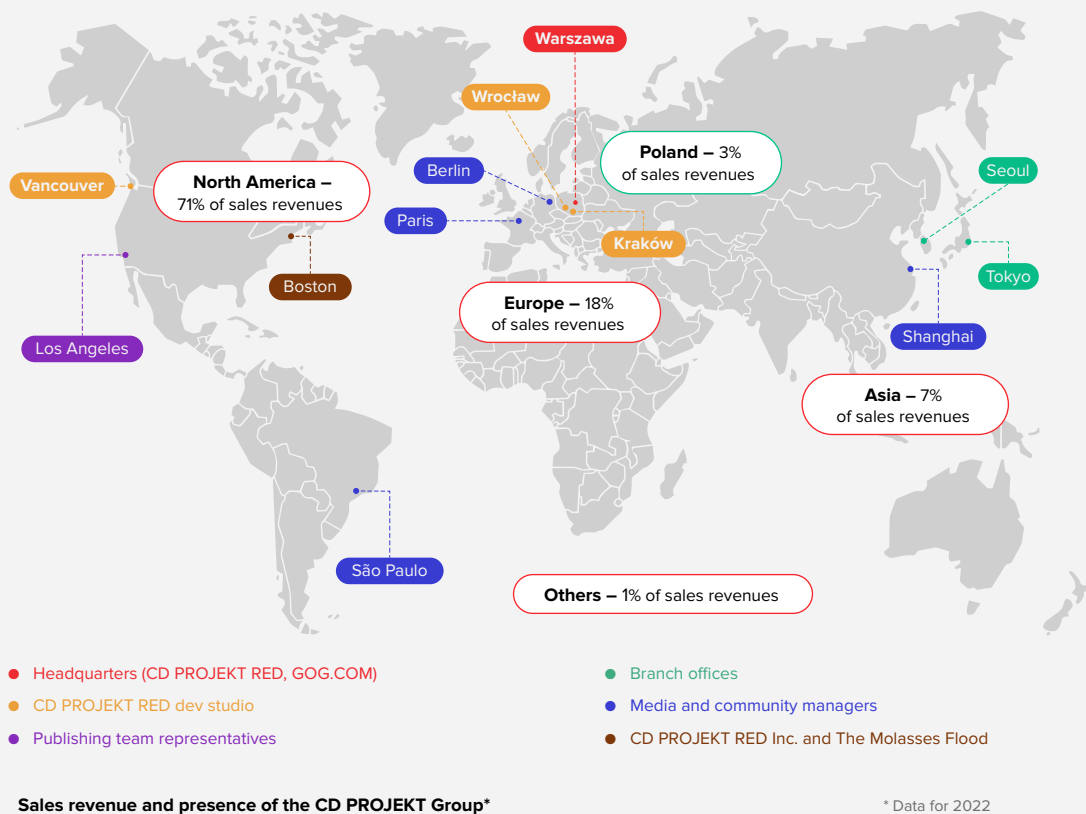
Fact Sheet

CD PROJEKT S.A. conducts business on the dynamically growing video games market. CD PROJEKT S.A. is the holding company of the CD PROJEKT Group.

The CD PROJEKT Group conducts operating activities in two key segments – CD PROJEKT RED and GOG.COM.

1 269
people employed

46
represented nationalities



About CD PROJEKT RED

Videogame development is carried out by the CD PROJEKT RED Studio – part of the CD PROJEKT Group. This activity comprises developing and publishing videogames, licensing the associated distribution rights, coordinating and directly pursuing PR and marketing activities related to the Studio's own products, manufacturing and selling or licensing tie-in products which exploit the commercial appeal of the Company's brands: *The Witcher* and *Cyberpunk 2077*.

Key facts:

- over 75 million copies sold of *The Witcher*, *The Witcher 2: Assassins of Kings* and *The Witcher 3: Wild Hunt*,
- over 25 million copies sold of *Cyberpunk 2077*,
- 97% of sales revenues from exports.

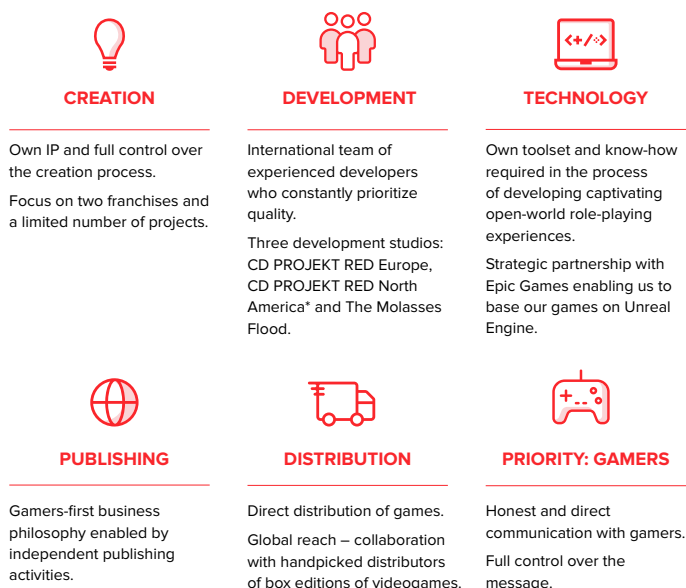
About GOG.COM

Digital distribution of computer games at a global scale is carried out by the GOG.COM platform and GOG Galaxy application, owned by GOG sp. z o.o. The activity comprises selling and delivering game binaries directly to the user's devices.

Key facts:

- over 9000 products in GOG.COM catalogue,
- cooperation with over 1200 publishers and developers of videogames from all over the world,
- the GOG.COM platform is available in six languages,
- 90% of sales revenues from exports.


CD PROJEKT RED business model



SUPPORT DEPARTMENTS, INCLUDING: HR, ACCOUNTING, FINANCE, LEGAL DEPARTMENT, ADMINISTRATION, TAXES, INVESTOR RELATIONS, IT

* CD PROJEKT RED North America is expected to be operating in 2024

CD PROJEKT RED core games



Management Board - professional experience in CD PROJEKT Group

| | | | | | | |
|---|---|--|--|---|--|--|
| Adam Kiciński Chief Executive Officer, Member of the Board 29 years | Piotr Nielubowicz Chief Financial Officer, Member of the Board 24 years | Adam Badowski Chief Creative Officer, Member of the Board 20 years | Michał Nowakowski Chief Commercial Officer, Member of the Board 18 years | Piotr Karwowski Joint Chief Operating Officer, Member of the Board 16 years | Paweł Zawodny Joint Chief Operating Officer, Member of the Board 5 years | Jeremiah Cohn Chief Marketing Officer, Member of the Board 9 years |
|---|---|--|--|---|--|--|

CD PROJEKT Group Strategy

- Expanding three unique and enduring franchises,
- More content for gamers with memorable single-player stories & multiplayer experiences,
- Spinning up the franchise flywheels – Mobile games, TV & Film and more – in association with external partners,
- Boost development abilities to deliver more content to gamers with a prime focus on quality, i.a. building a new studio – CD PROJEKT RED North America.

Investment highlights

- great potential in the global videogame market; estimated total volume in 2025: 211.2 billion USD*,
- strong exposure of the CD PROJEKT Group to the global market (with exports accounting for 97% of the Group's consolidated sales revenues),
- The Witcher* and *Cyberpunk 2077* brands recognizable throughout the world.

* Newzoo

Long-term Product Outlook

THE
WITCHER

CYBERPUNK
2077

New IP

- Project Sirius
- New Witcher trilogy
- The Witcher Remake
- Project Orion
- Project Hadar

CD PROJEKT S.A. – share price*



Financial summary report

| in thousand PLN | 2018 | 2019 | 2020 | 2021 | 2022 | Q3 2023 |
|--------------------------------------|------------------|------------------|------------------|------------------|------------------|------------------|
| Sales revenues | 362 901 | 521 272 | 2 138 875 | 888 172 | 952 576 | 442 682 |
| Depreciation | 16 635 | 37 487 | 267 664 | 104 729 | 117 432 | 97 206 |
| EBIT* | 112 392 | 180 286 | 1 157 077 | 232 903 | 377 347 | 186 239 |
| Profit before taxation | 123 033 | 189 162 | 1 164 949 | 219 108 | 393 185 | 233 669 |
| Net profit | 109 334 | 175 315 | 1 154 327 | 208 908 | 347 093 | 202 864 |
| | | | | | | |
| in thousand PLN | 31.12.2018 | 31.12.2019 | 31.12.2020 | 31.12.2021 | 31.12.2022 | 30.09.2023 |
| Fixed assets | 396 431 | 679 097 | 759 999 | 905 846 | 1 119 978 | 1 274 924 |
| Current assets | 730 407 | 725 011 | 2 130 300 | 1 252 889 | 1 154 146 | 1 137 807 |
| including: cash and cash equivalents | 659 370 | 482 301 | 727 703 | 676 586 | 615 157 | 499 482 |
| Total assets | 1 126 838 | 1 404 108 | 2 890 299 | 2 158 735 | 2 274 124 | 2 412 731 |
| Equity | 1 002 864 | 1 105 651 | 2 183 177 | 1 894 356 | 2 033 404 | 2 208 144 |
| Long-term liabilities | 6 691 | 25 158 | 166 153 | 36 112 | 36 186 | 40 252 |
| Short-term liabilities | 117 283 | 273 299 | 540 969 | 228 267 | 204 534 | 164 335 |
| including: credits and loans | 0 | 0 | 0 | 0 | 0 | 0 |
| Total equity and liabilities | 1 126 838 | 1 404 108 | 2 890 299 | 2 158 735 | 2 274 124 | 2 412 731 |

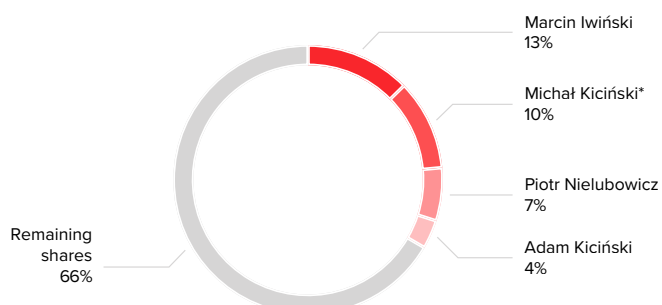
* Operating profit

Shares on the stock market*

| | |
|---|------------------------|
| GPW ticker | CDR |
| Bloomberg Stock Code | CDR PW |
| Reuters Stock Code | CDR.WA |
| Index on the WSE | WIG20 |
| Number of shares in WSE trading | 99 910 510 |
| Market capitalisation | 10.9B PLN |
| Share price MIN (12TM) | 101.05 PLN |
| Share price MAX (12TM) | 175.85 PLN |
| Average daily trading volume (12TM) | 369 thousand of shares |
| Average daily trading value (12TM) | 48M PLN |
| Average number of transactions per session (12TM) | 6.0 thousand |

* Data as of November 30, 2023.

Shareholder structure



Founders and
Management Board
members

IR events

- December 7–8, 2023** – WOOD's Winter Wonderland

Join us



CD PROJEKT S.A.
ul. Jagiellońska 74
03-301 Warszawa

Investor relations
CD PROJEKT S.A.
ir@cdprojekt.com
tel. +22 519 69 00

* According to a notice filed on 13 November 2023