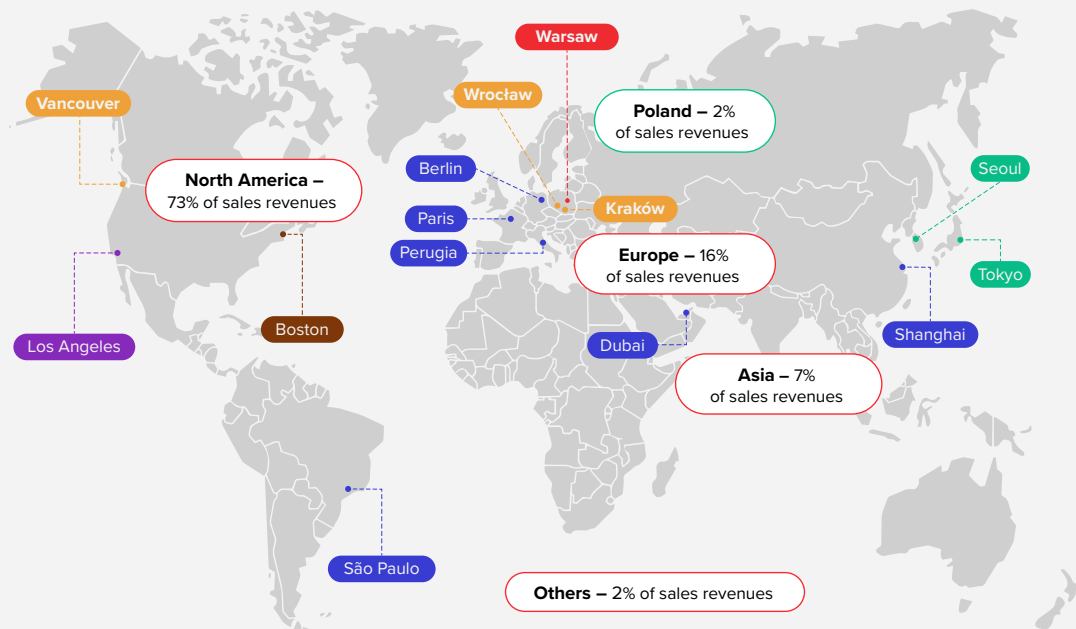




Fact Sheet

CD PROJEKT S.A. conducts business on the dynamically growing video games market. CD PROJEKT S.A. is the holding company of the CD PROJEKT Group.

The CD PROJEKT Group conducts operating activities in two key segments – CD PROJEKT RED and GOG.com.



- Headquarters (CD PROJEKT RED and GOG.com)
- CD PROJEKT RED dev studio
- Local subsidiaries of the Capital Group
- Branch offices
- Media and community managers
- The Molasses Flood

Sales revenue and presence of the CD PROJEKT Group*

* Data for 2021

About CD PROJEKT RED

Videogame development is carried out by the CD PROJEKT RED Studio – part of the CD PROJEKT Group. This activity comprises developing and publishing videogames, licensing the associated distribution rights, coordinating and directly pursuing PR and marketing activities related to the Studio's own products, manufacturing and selling or licensing tie-in products which exploit the commercial appeal of the Company's brands: *The Witcher* and *Cyberpunk*.

Key facts:

- over 65 million copies sold of *The Witcher*, *The Witcher 2: Assassins of Kings* and *The Witcher 3: Wild Hunt*,
- over 18 million copies sold of *Cyberpunk 2077*,
- 96% of sales revenues from exports.

About GOG.com

Digital distribution of computer games at a global scale is carried out by the GOG.com platform and GOG Galaxy application, owned by GOG sp. z o.o. The activity comprises selling and delivering game binaries directly to the user's devices.

Key facts:

- over 6200 products in GOG.com catalogue,
- cooperation with over 1000 publishers and developers of videogames from all over the world,
- the GOG.com platform is available in six languages,
- 95% of sales revenues from exports.

CD PROJEKT RED business model



CREATION

Proprietary IP and full control over the creation process.

Focus on two franchises and a limited number of projects.



DEVELOPMENT

In-house team of experienced developers who consistently prioritize quality.



TECHNOLOGY

Proprietary tools and know-how essential to creating captivating open-world RPGs.



PUBLISHING

Publishing independence underpins gamer-centric business philosophy.



DISTRIBUTION

Direct distribution of console and digital PC editions.

Global reach – cooperation with handpicked distributors of box editions.

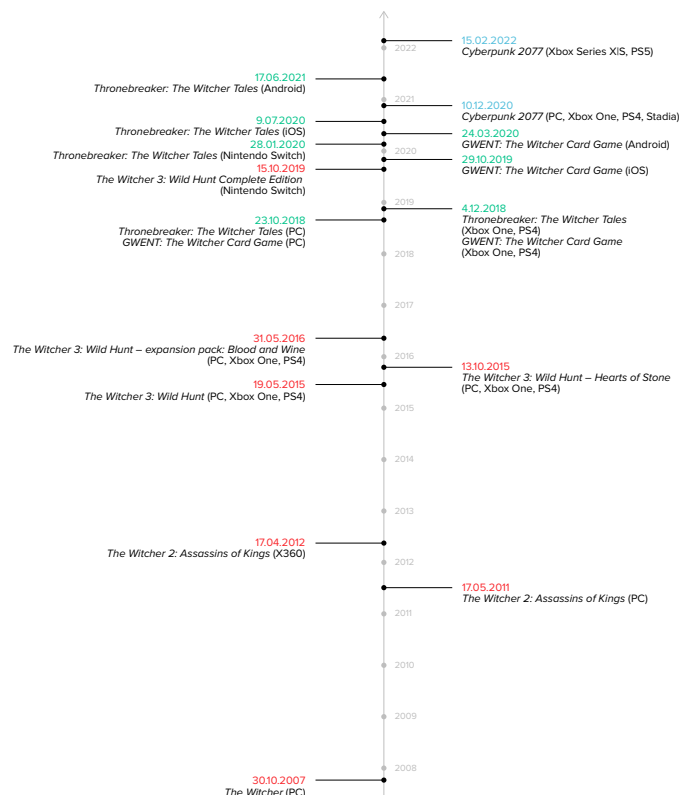


PRIORITY – GAMERS

Honest and direct communication with gamers.

Full control over the message.

CD PROJEKT RED games portfolio



SUPPORT DEPARTMENTS, INCLUDING: HR, ACCOUNTING, FINANCE, LEGAL DEPARTMENT, ADMINISTRATION, TAXES, INVESTOR RELATIONS, IT, ERP

Management Board - professional experience in CD PROJEKT Group

Adam Kiciński President, Joint CEO 28 years	Marcin Iwiński Co-founder, Joint CEO 28 years	Piotr Nielubowicz Vice President, CFO 23 years	Adam Badowski Board Member, Head of CD PROJEKT RED studio 19 years	Michał Nowakowski Member of the Board of Business Development 17 years	Piotr Karwowski Member of the Board of Online Technology 15 years	Jeremiah Cohn Member of the Board, CMO 8 years	Paweł Zawodny Member of the Board, Head of Production, CTO 4 years
---	---	--	---	---	--	--	---

Investment highlights

- great potential in the global videogame market; estimated total volume in 2024: 218.8 billion USD*,
- strong exposure of the CD PROJEKT Group to the global market (with exports accounting for 98% of the Group's consolidated sales revenues),
- experienced Board in possession of a major block of Company shares,
- *The Witcher* and *Cyberpunk* brands recognizable throughout the world,
- ambitious strategy involving the expansion of existing franchises and the parallel production of AAA content.

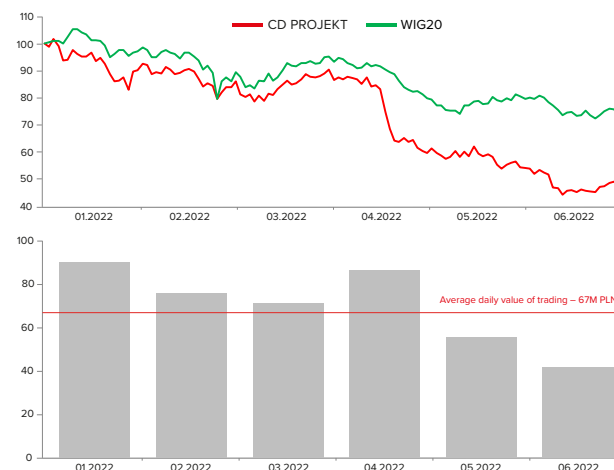
* Newzoo

About the CD PROJEKT Group

1200+ people employed in CD PROJEKT Group

43 number of nationalities represented

CD PROJEKT S.A. – share price and trading value*



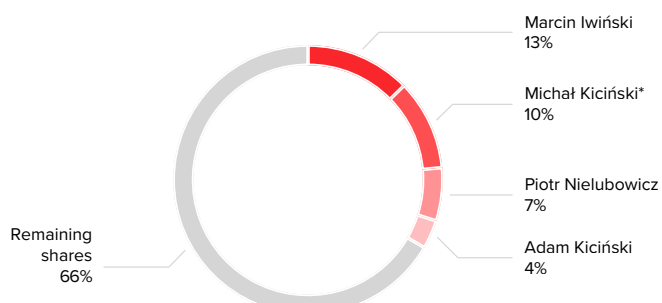
* Stock price in PLN; average daily trading value on monthly basis in million PLN

Financial summary report

in thousand PLN	2016	2017	2018	2019	2020	2021	Q1 2022
Sales revenues	583 903	463 184	362 901	521 272	2 138 875	888 172	216 146
Depreciation	35 640	4 906	16 635	37 487	267 664	104 729	21 914
EBIT*	303 627	240 940	112 392	180 286	1 157 077	232 903	85 321
Profit before taxation	311 938	247 405	123 033	189 162	1 164 949	219 108	91 893
Net profit	250 514	200 270	109 334	175 315	1 154 327	208 908	68 918
Net profit from continuing operations	250 514	200 270	109 334	175 315	1 154 327	208 908	68 918
<hr/>							
in thousand PLN	31.12.2016	31.12.2017	31.12.2018	31.12.2019	31.12.2020	31.12.2021	31.03.2022
Fixed assets	170 644	255 535	396 431	679 097	759 999	905 846	940 816
Current assets	704 316	725 978	730 407	725 011	2 130 300	1 252 889	1 311 733
including: cash and cash equivalents	557 204	647 516	659 370	482 301	727 703	676 586	833 975
Total assets	874 960	981 513	1 126 838	1 404 108	2 890 299	2 158 735	2 252 549
Equity	776 938	882 899	1 002 864	1 105 651	2 183 177	1 894 356	1 959 929
Long-term liabilities	8 275	4 130	6 691	25 158	166 153	36 112	37 825
Short-term liabilities	89 747	94 484	117 283	273 299	540 969	228 267	254 795
including: credits and loans	0	0	0	0	0	0	0
Total equity and liabilities	874 960	981 513	1 126 838	1 404 108	2 890 299	2 158 735	2 252 549

* Operating profit

Shareholder structure



Founders and Management Board members

* According to a notice filed on 26 May 2021

Shares on the stock market*

GPW ticker	CDR
Bloomberg Stock Code	CDR.PW
Reuters Stock Code	CDR.WA
Index on the WSE	WIG20
Number of shares in WSE trading	100 738 800
Market capitalisation	10.5B PLN
Share price MIN (12TM)	88.43 PLN
Share price MAX (12TM)	208.85 PLN
Average daily trading volume (12TM)	429 thousand of shares
Average daily trading value (12TM)	70M PLN
Average number of transactions per session (12TM)	6.5 thousand

* As of 7 July 2022

IR events

- **September 7, 2022** – Consolidated semiannual report for H1 2022
- **November 28, 2022** – Consolidated quarterly report for Q3 2022

Join us



CD PROJEKT S.A.
 ul. Jagiellońska 74
 03-301 Warszawa

Investor relations
CD PROJEKT S.A.
 ir@cdprojekt.com
 tel. +22 519 69 00

