

- Headquarters (CD PROJEKT RED and GOG.com)
- CD PROJEKT RED dev studio
- Local subsidiaries of the Capital Group
- Branch offices
- Media and community managers

Sales revenue and presence of the CD PROJEKT Group*

* Data for 2020

Fact Sheet

CD PROJEKT S.A. conducts business on the dynamically growing video games market. CD PROJEKT S.A. is the holding company of the CD PROJEKT Group.

The CD PROJEKT Group conducts operating activities in two key segments – CD PROJEKT RED and GOG.com.

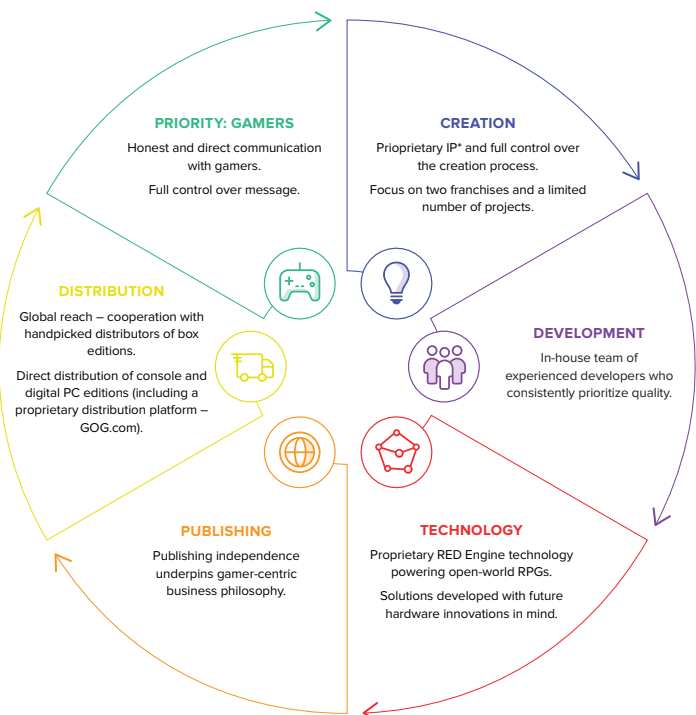
About CD PROJEKT RED

Videogame development is carried out by the CD PROJEKT RED Studio – part of the CD PROJEKT Group. This activity comprises developing and publishing videogames, licensing the associated distribution rights, coordinating and directly pursuing PR and marketing activities related to the Studio's own products, manufacturing and selling or licensing tie-in products which exploit the commercial appeal of the Company's brands: *The Witcher* and *Cyberpunk*.

Key facts:

- over 50 million copies sold of *The Witcher*, *The Witcher 2: Assassins of Kings* and *The Witcher 3: Wild Hunt*,
- 13.7 million copies sold of *Cyberpunk 2077* in the month of release,
- 92% of sales revenues from exports.

CD PROJEKT RED business model



* Proprietary brands: The Witcher and Cyberpunk

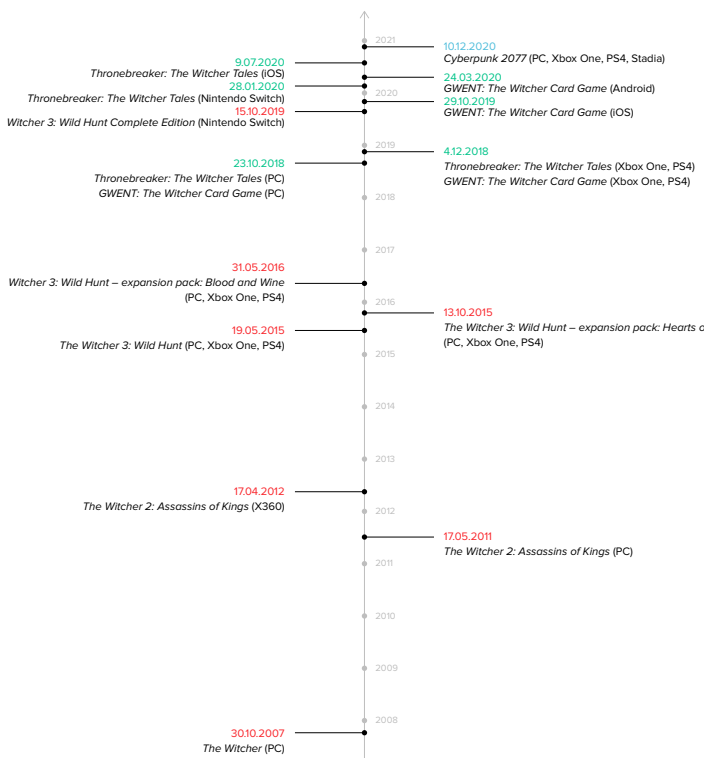
About GOG.com

Digital distribution of computer games at a global scale is carried out by the GOG.com platform and GOG Galaxy application, owned by GOG sp. z o.o. The activity comprises selling and delivering game binaries directly to the user's devices. GOG team develops GOG GALAXY, an app that allows gamers to combine their game shelves into a single library, and to communicate with friends and track their progress regardless of their preferred gaming platforms.

Key facts:

- nearly 4700 games in GOG.com catalogue,
- cooperation with over 600 publishers and developers of videogames from all over the world,
- the GOG.com platform is available in six languages,
- 94% of sales revenues from exports.

CD PROJEKT RED games portfolio



Management Board - professional experience in CD PROJEKT Group

Adam Kiciński President, Joint CEO 27 years	Marcin Iwiński Co-founder, Joint CEO 27 years	Piotr Nielubowicz Vice President, CFO 22 years	Adam Badowski Board Member, Head of CD PROJEKT RED studio 18 years	Michał Nowakowski Member of the Board of Business Development 16 years	Piotr Karwowski Member of the Board of Online Technology 14 years
---	---	--	--	--	---

Investment highlights

- great potential in the global videogame market; estimated total volume in 2024: 218.7 billion USD*,
- strong exposure of the CD PROJEKT Group to the global market (with exports accounting for 96% of the Group's consolidated sales revenues),
- experienced Board in possession of a major block of Company shares,
- The Witcher and Cyberpunk brands recognizable throughout the world,
- ambitious strategy involving the expansion of existing franchises and the parallel production of AAA content.

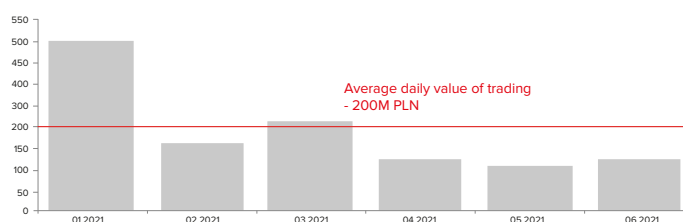
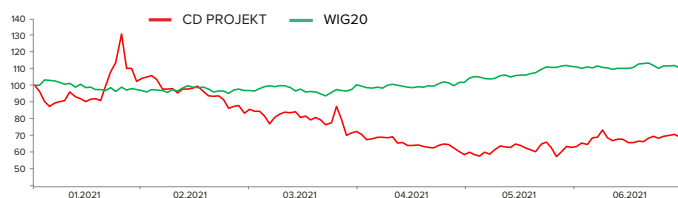
* Newzoo

About the CD PROJEKT Group

1150+ people employed in CD PROJEKT Group

45 number of nationalities represented

CD PROJEKT S.A. – share price and trading value*



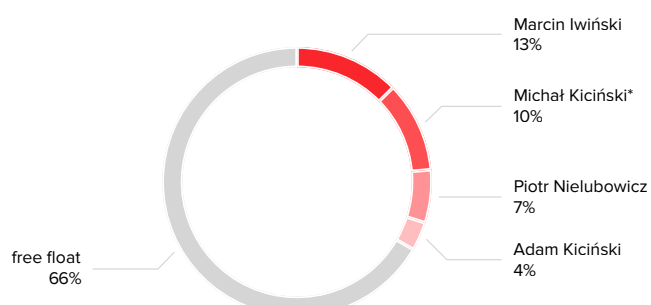
* Stock price in PLN; average daily trading value on monthly basis in million PLN

Financial summary report

in thousand PLN	2015	2016	2017	2018	2019	2020	Q1 2021
Sales revenues	798 014	583 903	463 184	362 901	521 272	2 138 875	197 632
Depreciation	5 146	35 640	4 906	16 635	37 487	267 664	27 809
EBIT*	424 193	303 627	240 940	112 392	180 286	1 157 077	43 198
Profit before taxation	421 585	311 938	247 405	123 033	189 162	1 164 949	37 051
Net profit	342 430	250 514	200 270	109 334	175 315	1 154 327	32 487
Net profit from continuing operations	342 430	250 514	200 270	109 334	175 315	1 154 327	32 487
in thousand PLN	31.12.2015	31.12.2016	31.12.2017	31.12.2018	31.12.2019	31.12.2020	31.03.2021
Fixed assets	119 187	170 644	255 535	396 431	679 097	759 999	904 556
Current assets	554 759	704 316	725 978	730 407	725 011	2 130 300	1 982 501
including: cash and cash equivalents	393 637	557 204	647 516	659 370	482 301	727 703	1 551 235
Total assets	673 946	874 960	981 513	1 126 838	1 404 108	2 890 299	2 887 057
Equity	513 675	776 938	882 899	1 002 864	1 105 651	2 183 177	2 227 530
Long-term liabilities	18 414	8 275	4 130	6 691	25 158	166 153	19 893
Short-term liabilities	141 857	89 747	94 484	117 283	273 299	540 969	639 634
including: credits and loans	0	0	0	0	0	0	0
Total equity and liabilities	673 946	874 960	981 513	1 126 838	1 404 108	2 890 299	2 887 057

* Operating profit

Shareholder structure



Founders and Management Board members

* According to a notice filed on 26 May 2021

Shares on the stock market*

GPW ticker	CDR
Bloomberg Stock Code	CDR.PW
Reuters Stock Code	CDR.WA
Index on the WSE	WIG20
Number of shares in WSE trading	100 738 800
Market capitalisation	19B PLN
Share price MIN (12TM)	146.85 PLN
Share price MAX (12TM)	451.20 PLN
Average daily trading volume (12TM)	767 thousand of shares
Average daily trading value (12TM)	218M PLN
Average number of transactions per session (12TM)	15.2 thousand

* As of 7 July 2021

IR events

- **August 26, 2021** - Consolidated semiannual report for H1 2020
- **November 25, 2021** - Consolidated quarterly report for Q3 2020

Join us



CD PROJEKT S.A.
 ul. Jagiellońska 74
 03-301 Warszawa

Investor relations
CD PROJEKT S.A.
 ir@cdprojekt.com
 tel. +22 519 69 00

