

Fact Sheet

CD PROJEKT S.A. conducts business on the dynamically growing video games market. CD PROJEKT S.A. is the holding company of the CD PROJEKT Group.

The CD PROJEKT Group conducts operating activities in two key segments – CD PROJEKT RED and GOG.com.

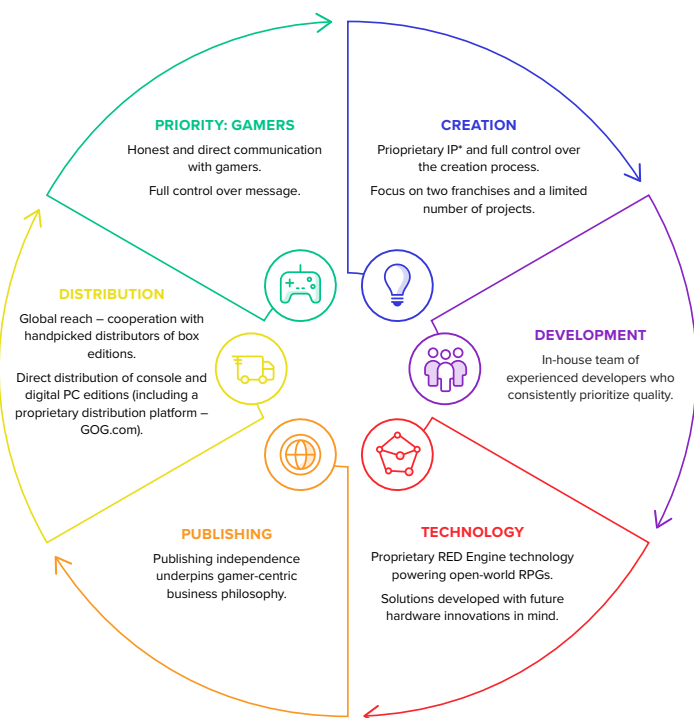
About CD PROJEKT RED

Videogame development is carried out by the CD PROJEKT RED Studio – part of the CD PROJEKT Group. This activity comprises developing and publishing videogames, licensing the associated distribution rights, coordinating and directly pursuing PR and marketing activities related to the Studio's own products, manufacturing and selling or licensing tie-in products which exploit the commercial appeal of the Company's brands: *The Witcher* and *Cyberpunk*.

Key facts:

- over 50 million copies sold of *The Witcher*, *The Witcher 2: Assassins of Kings* and *The Witcher 3: Wild Hunt*,
- over 50 million views of *Cyberpunk 2077* E3 cinematic trailer across all platforms,
- over 200 awards for *Cyberpunk 2077*,
- 96% of sales revenues from exports.

CD PROJEKT RED business model



* Proprietary brands: The Witcher and Cyberpunk

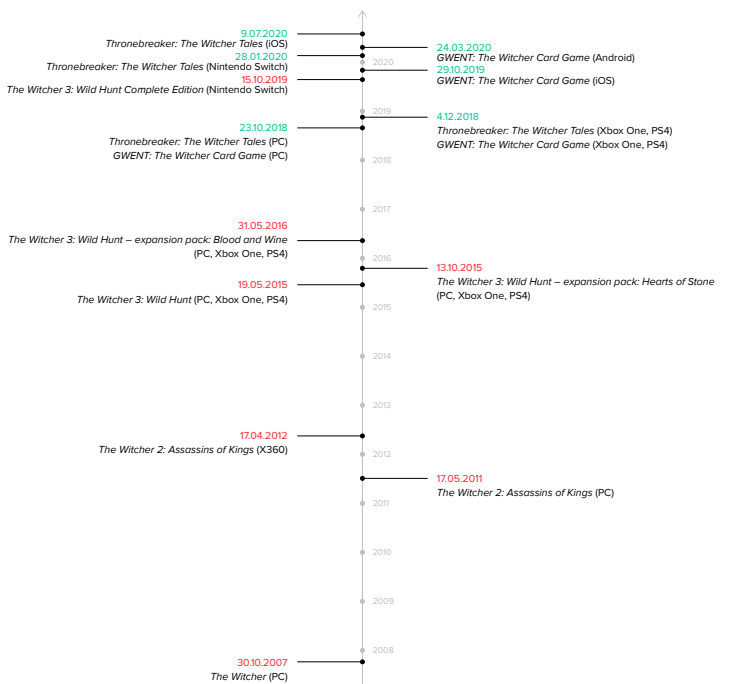
About GOG.com

Digital distribution of computer games at a global scale is carried out by the GOG.com platform and GOG Galaxy application, owned by GOG sp. z o.o. The activity comprises selling and delivering game binaries directly to the user's devices. GOG team develops GOG GALAXY 2.0, an app that allows gamers to combine their game shelves into a single library, and to communicate with friends and track their progress regardless of their preferred gaming platforms.

Key facts:

- over 4150 products in GOG.com catalogue,
- cooperation with over 600 publishers and developers of videogames from all over the world,
- the GOG.com platform is available in six languages,
- 94% of sales revenues from exports.

CD PROJEKT RED games portfolio



Management Board - professional experience in CD PROJEKT Group

Adam Kiciński	Marcin Iwiński	Piotr Nielubowicz	Adam Badowski	Michał Nowakowski	Piotr Karwowski
President, Joint CEO	Co-founder, Joint CEO	Vice President, CFO	Board Member, Head of CD PROJEKT RED studio	Member of the Board of Business Development	Member of the Board of Online Technology
26 years	26 years	21 years	17 years	15 years	13 years

Investment highlights

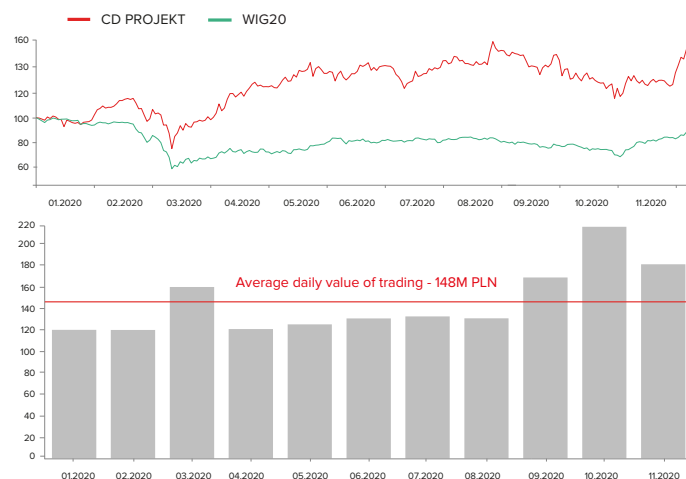
- great potential in the global videogame market; estimated total volume in 2022: 189.6 billion USD*,
 - strong exposure of the CD PROJEKT Group to the global market (with exports accounting for 96% of the Group's consolidated sales revenues),
 - experienced Board in possession of a major block of Company shares,
 - The Witcher and Cyberpunk brands recognizable throughout the world,
 - ambitious goals expressed in the Group strategy for 2016-2021.
- *Newzoo

About the CD PROJEKT Group

1100+ people employed in CD PROJEKT Group

44 number of nationalities represented

CD PROJEKT S.A. – share price and trading value*



*Stock price in PLN; average daily trading value on monthly basis in million PLN

Financial summary report

in thousand PLN	2015	2016	2017	2018	2019	Q3 2020
Sales revenues	798 014	583 903	463 184	362 901	521 272	104 518
Depreciation	5 146	35 640	4 906	16 635	37 487	8 710
EBIT*	424 193	303 627	240 940	112 392	180 286	28 517
Profit before taxation	421 585	311 938	247 405	123 033	189 162	27 755
Net profit	342 430	250 514	200 270	109 334	175 315	23 382
Net profit from continuing operations	342 430	250 514	200 270	109 334	175 315	23 382
<hr/>						
In thousand PLN	31.12.2015	31.12.2016	31.12.2017	31.12.2018	31.12.2019	30.09.2020
Fixed assets	119 187	170 644	255 535	396 431	679 097	867 584
Current assets	554 759	704 316	725 978	730 407	725 011	736 532
including: cash and cash equivalents	393 637	557 204	647 516	659 370	482 301	500 818
Total assets	673 946	874 960	981 513	1 126 838	1 404 108	1 604 116
Equity	513 675	776 938	882 899	1 002 864	1 105 651	1 081 458
Long-term liabilities	18 414	8 275	4 130	6 691	25 158	22 569
Short-term liabilities	141 857	89 747	94 484	117 283	273 299	500 089
including: credits and loans	0	0	0	0	0	0
Total equity and liabilities	673 946	874 960	981 513	1 126 838	1 404 108	1 604 116

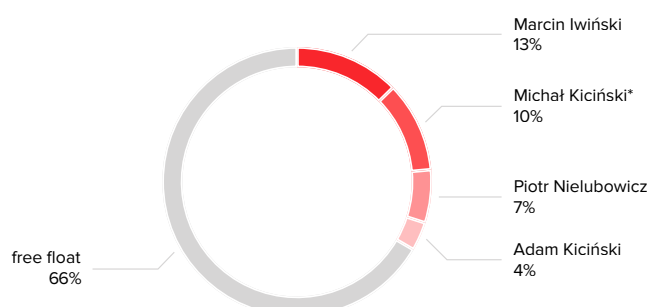
*operating profit

Shares on the stock market*

GPW ticker	CDR
Bloomberg Stock Code	CDR PW
Reuters Stock Code	CDR.WA
Index on the WSE	WIG20
Number of shares in WSE trading	100 654 624
Market capitalisation	43B PLN
Share price MIN (12TM)	205.2 PLN
Share price MAX (12TM)	464.2 PLN
Average daily trading volume (12TM)	420 thousand of shares
Average daily trading value (12TM)	147M PLN
Average number of transactions per session (12TM)	8.8 thousand

*as of 7 December 2020

Shareholder structure



Founders and Management Board members

Join us



CD PROJEKT S.A.
 ul. Jagiellońska 74
 03-301 Warszawa

Investor relations
 CD PROJEKT S.A.
 ir@cdprojekt.com
 tel. +22 519 69 00



*according to a notice filed on 8 December 2020