



Fact Sheet

CD PROJEKT S.A. conducts business on the dynamically growing electronic entertainment market. CD PROJEKT S.A. is the holding company of the CD PROJEKT Group.



1 304
people employed

45
represented nationalities



HUBS
 Warsaw
 CD PROJEKT RED European Hub and Headquarters
 Boston
 CD PROJEKT RED North American Hub



DEV OFFICES
 Cracow
 Wroclaw
 Vancouver



REGIONAL SITES
 Portland
 Seoul
 Tokyo

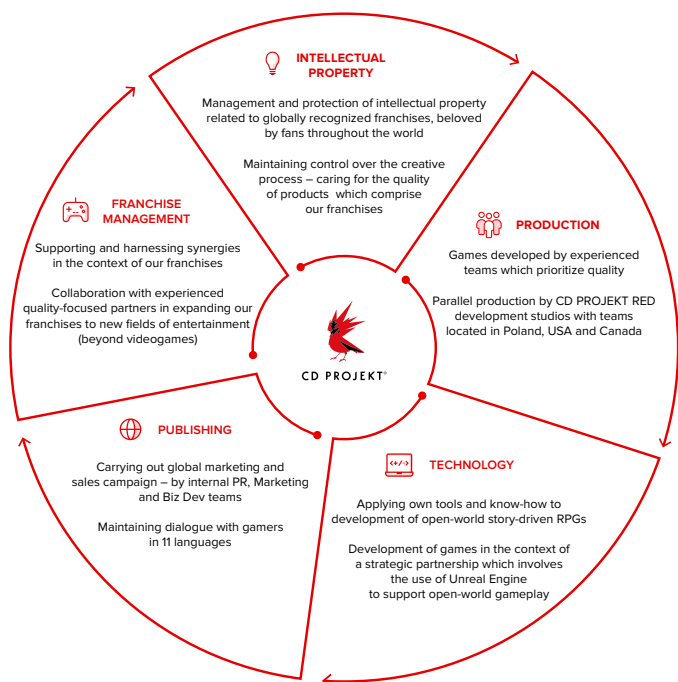
About CD PROJEKT RED

Videogame development is carried out by the CD PROJEKT RED Studio – part of the CD PROJEKT Group. This activity comprises developing and publishing videogames, licensing the associated distribution rights, coordinating and directly pursuing PR and marketing activities related to the Studio's own products, manufacturing and selling or licensing tie-in products which exploit the commercial appeal of the Company's brands: *The Witcher* and *Cyberpunk*.

Key facts:

- over 85 million copies sold of games from *The Witcher* trilogy,
- over 35 million copies sold of *Cyberpunk 2077*,
- 97% of sales revenues from exports,
- 87% of sales revenues from digital distribution.

CD PROJEKT RED business model



CD PROJEKT RED core games



2007 – PC



2011 – PC
 2012 – X360



2015 – PC, Xbox One, PS4
 2019 – Nintendo Switch
 2022 – Xbox Series X|S, PS5



2020 – PC, Xbox One, PS4, Stadia
 2022 – Xbox Series X|S, PS5
 2025 – Nintendo Switch 2

Management Board - professional experience in CD PROJEKT Group

| Michał Nowakowski | Adam Badowski | Piotr Nielubowicz | Piotr Karwowski | Paweł Zawodny | Jeremiah Cohn | Karolina Radziszewska |
|--|--|--|--|--|--|---|
| Joint Chief Executive Officer, Member of the Board | Joint Chief Executive Officer, Member of the Board | Chief Financial Officer, Member of the Board | Joint Chief Operating Officer, Member of the Board | Joint Chief Operating Officer, Member of the Board | Chief Marketing Officer, Member of the Board | Chief People Officer, Member of the Board |
| 21 years | 24 years | 27 years | 19 years | 8 years | 12 years | 2 years |

CD PROJEKT Group Strategy

- Expanding three unique and enduring franchises,
- More content for gamers with memorable single-player stories & multiplayer experiences,
- Spinning up the franchise flywheels – mobile games, TV & film and more – in association with external partners,
- Boost development abilities to deliver more content to gamers with a prime focus on quality.

Investment highlights

- Great potential in the global videogame market; estimated total volume in 2028: 227 billion USD*,
 - Strong exposure of the CD PROJEKT Group to the global market (with exports accounting for 97% of the Group's consolidated sales revenues),
 - The Witcher* and *Cyberpunk* brands recognizable throughout the world.
- * Newzoo

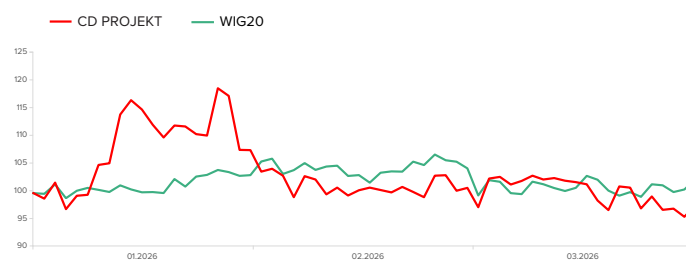
Long-term Product Outlook



- New Witcher trilogy
- Project Sirius
- The Witcher Remake
- Cyberpunk 2
- Project Hadar

and other unannounced projects

CD PROJEKT – share price vs. WIG20*



* Indexed (base point = 100)

Financial summary report*

| in thousand PLN | 2019 | 2020 | 2021 | 2022 | 2023 | 2024 | 2025 |
|--|------------------|------------------|------------------|------------------|------------------|------------------|------------------|
| Sales revenues | 521 272 | 2 138 875 | 888 172 | 952 576 | 1 230 199 | 798 372 | 866 989 |
| Depreciation | 37 487 | 267 664 | 104 729 | 117 432 | 245 082 | 119 767 | 68 669 |
| Operating profit | 180 286 | 1 157 077 | 232 903 | 377 347 | 469 040 | 366 548 | 470 648 |
| Profit before taxation | 189 162 | 1 164 949 | 219 108 | 393 185 | 538 492 | 428 436 | 538 319 |
| Net profit from continuing operations | 175 315 | 1 154 327 | 208 908 | 347 093 | 481 105 | 442 991 | 520 869 |
| in thousand PLN | 31.12.2019 | 31.12.2020 | 31.12.2021 | 31.12.2022 | 31.12.2023 | 31.12.2024 | 31.12.2025 |
| Fixed assets | 679 097 | 759 999 | 905 846 | 1 119 978 | 1 450 623 | 1 547 164 | 2 168 647 |
| Current assets | 725 011 | 2 130 300 | 1 252 889 | 1 154 146 | 1 162 815 | 1 452 274 | 1 334 673 |
| Cash, bank deposits and bonds | 482 301 | 874 688 | 1 154 001 | 1 091 005 | 1 309 459 | 1 472 034 | 1 324 910 |
| Total assets | 1 404 108 | 2 890 299 | 2 158 735 | 2 274 124 | 2 613 438 | 3 026 438 | 3 503 320 |
| Equity | 1 105 651 | 2 183 177 | 1 894 356 | 2 033 404 | 2 403 490 | 2 774 059 | 3 289 859 |
| Long-term liabilities | 25 158 | 166 153 | 36 112 | 36 186 | 38 774 | 22 574 | 33 157 |
| Short-term liabilities | 273 299 | 540 969 | 228 267 | 204 534 | 171 174 | 229 805 | 180 304 |
| including: credits and loans | 0 | 0 | 0 | 0 | 0 | 0 | 0 |
| Total equity and liabilities | 1 404 108 | 2 890 299 | 2 158 735 | 2 274 124 | 2 613 438 | 3 026 438 | 3 503 320 |

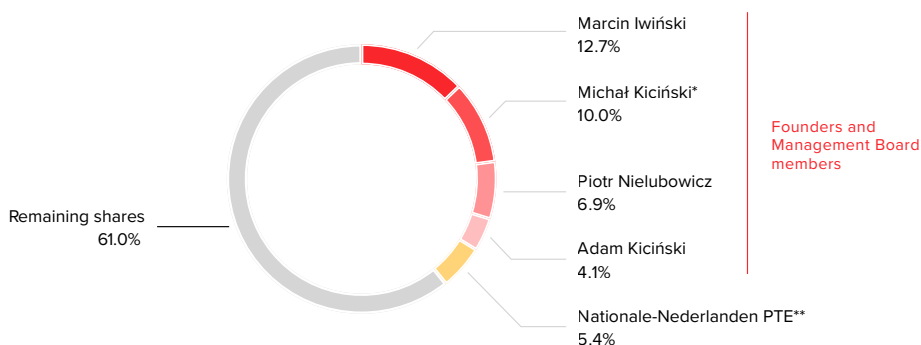
* Consolidated financial data for 2019–2023 includes the results of the GOG.COM segment

Shares on the stock market*

| | |
|---|------------------------|
| GPW ticker | CDR |
| Bloomberg Stock Code | CDR.PW |
| Reuters Stock Code | CDR.WA |
| Index on the WSE | WIG20 |
| Number of shares in WSE trading | 99 910 510 |
| Market capitalisation | 23.6B PLN |
| Share price MIN (12TM) | 194.60 PLN |
| Share price MAX (12TM) | 294.00 PLN |
| Average daily trading volume (12TM) | 292 thousand of shares |
| Average daily trading value (12TM) | 73M PLN |
| Average number of transactions per session (12TM) | 7.7 thousand |

* Data as of March 31, 2026

Shareholder structure



* According to a notification filed on 13 November 2023

** According to a notification filed on 12 August 2024, the funds managed by Nationale-Nederlanden PTE S.A. collectively

IR events

- May 21, 2026** – J.P. Morgan European Technology, Media & Telecoms Conference, London
- May 28, 2026** – Consolidated quarterly report for Q1 2026
- June 1, 2026** – Pekao 5th Technology & Consumer Conference, Warsaw
- June 15, 2026** – Pekao & BofA Capital Markets Conference, London
- September 2, 2026** – Consolidated semiannual report for H1 2026
- November 24, 2026** – Consolidated quarterly report for Q3 2026

Join us



CD PROJEKT S.A.
 ul. Jagiellońska 74
 03-301 Warszawa

Investor relations
 CD PROJEKT S.A.
 ir@cdprojekt.com
 tel. +22 519 69 00